

## GENESIS OPAL

Unenclosed vertical platform lift



The Garaventa Genesis OPAL model is a reliable, cost effective accessibility solution for public buildings or private residences. This durable and easy-to-use lift is ADA compliant and suitable for indoor or outdoor applications requiring vertical transportation up to five feet.

# GENESIS OPAL-Vertical Platform Lift

Need Design Assistance?

Call your local Garaventa Lift representative or our Design Hotline at 1-800-663-6556

## Technical Information:

### Standard Platform Size:

914mm x 1242mm (36" x 48 7/8")\* with a straight through configuration

Rated Load: 340 kg (750 lbs)

**Standard Drive Systems:** Leadscrew: 2 HP motor drives a 1" ACME screw lifting the platform at 3 meters (10 ft) per minute.

**Hydraulic:** 3 HP motor Continuous Mains Powered with an auxiliary power system. Lift travels at 5.2 meters (17 ft) per minute.

### Optional Drive System:

Hydraulic (full time battery operation): 3 HP 24VDC hydraulic motor lifts the platform at 5.2 meters (17 ft) per minute.

### Leadscrew Power Requirements:

North America: 120 VAC single phase on a dedicated 20 amp circuit

International: 208-240 VAC single phase on a dedicated 16 amp circuit

### Hydraulic Power Requirements:

North America: 120 VAC single phase on a dedicated 15 amp circuit

International: 208-240 VAC single phase on a dedicated 15 amp circuit

### Finishes:

Steel panels and framework are finished with electrostatically applied baked fine textured satin grey paint. The panels, gates and mast are framed with champagne anodized aluminum extrusions.

**Note:** The approval of unenclosed platform lifts for public building use varies depending on codes and the type of application. Contact your local Garaventa Lift dealer for information regarding codes in your area.

## Architects!

Many resources are available at [www.garaventlift.com](http://www.garaventlift.com)

- Detailed Features and Options
- Design Specifications
- Spec-Wizard
- CAD Blocks
- Design and Planning Guides
- Loading Diagrams
- Photo Gallery

## Garaventa Lift

Phone: +1 604 594-0422

Toll Free: 1-800-663-6556

Fax: +1 604 594-9915

Email: [productinfo@garaventlift.com](mailto:productinfo@garaventlift.com)

Web site: [www.garaventlift.com](http://www.garaventlift.com)

Global Portal: [www.garaventlift.com](http://www.garaventlift.com)

© Garaventa Lift. As we are continuously improving our products, specifications outlined in this brochure are subject to change without notice.

Printed in Canada  
15806-I-PB

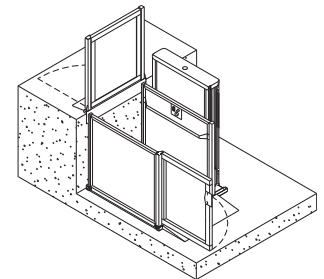
The Genesis OPAL is a short rise vertical elevating system that can be installed directly on the floor or in a pit. The OPAL consists of a platform with 1070mm (42 1/8") high side walls, an upper gate, a platform mounted lower landing gate, a drive system and easy-to-use operating controls. The platform walls and the lower platform gate travel with the platform creating a barrier around the passenger. This ADA compliant lift can be installed with little or no site modifications. The OPAL is ideal for applications requiring vertical travel up to five feet.

## Applications:

Suitable for indoor or outdoor applications in public buildings, schools, stages, churches or private residences.

## Standard Features:

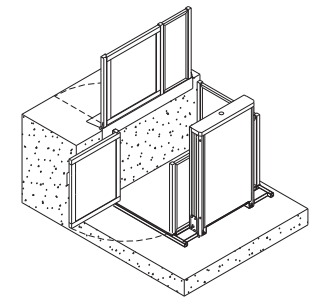
- Leadscrew or Continuous Mains Powered Hydraulic drive with an auxiliary power system
- Standard platform - 914mm x 1242mm (36" x 48 7/8")\*
- Audible Illuminated Emergency Stop/Alarm Switch
- Upper landing gate and platform gate with internal gate closer
- Under platform safety pan
- Straight through entry/exit configuration
- Keyless operation
- Grabrail on platform side wall
- Easy to use directional control switches
- Electro-mechanical interlock



**Straight Through Configuration**

## Optional Features:

- Full time battery operation (Hydraulic drive only)
- Emergency battery lowering (Leadscrew drive only)
- Mid-Size Platform: 914mm x 1394mm (36" x 54 7/8")\*
- Large Platform: 1100mm x 1546mm (43 1/4" x 60 7/8")\*
- 90° entry/exit configuration. Platform size is 1125mm x 1519mm (44 1/4" x 59 3/4")\*
- Illuminated and tactile directional buttons
- Arrival gong and digital floor display
- Power gate operator
- Keyed call station and platform controls
- Stationary loading ramp or platform mounted automatic folding ramp for installations without a pit
- Electrical disconnect
- Custom colors

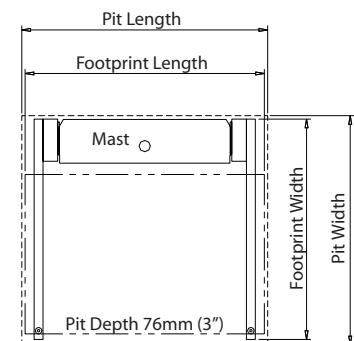


**90° Configuration**

## Footprint/Clearance Dimensions

Straight Through Entry / Exit				
Platform Size	Footprint Width	Footprint Length	Pit Width	Pit Length
Standard	1255mm (49 3/8")	1296mm (51")	1319mm (52")	1334mm (52 1/2")
Mid-Size	1255mm (49 3/8")	1448mm (57")	1319mm (52")	1493mm (58 1/2")
Large	1440mm (56 1/2")	1600mm (63")	1508mm (59 3/8")	1645mm (64 1/2")
90° Entry / Exit				
Large	1440mm (56 1/2")	1600mm (63")	1459mm (57 3/8")	1683mm (66 1/4")


\* usable platform size dimensions



\*if a pit is used, recommended depth is 76mm (3")  
Pit width and length include running clearances



[www.garaventlift.com](http://www.garaventlift.com)



Authorized Garaventa Lift Representative

